



Sony Ericsson

Part List

- mechanical -



MT11i, MT11a



CONTENTS















1	Part List	3
2	Revision History	10

1 Part List

The following parts are available for order in 'E-star'.

The 'E-star' name of a part may often be complex and even confusing, so the name of certain parts mentioned in the Working Instructions, Repair Movies and Troubleshooting Guide are often referred to by a simple descriptive name for better understanding.

















Both names (designations) will in that case be included in this Part List, where the name being used in the documents mentioned above is underlined, e.g. Battery Cover.

















Designation	Part No.	Part	Location
Adhesive Flash Led Lens	1240-5249		
<u>Battery Cover Assembly</u> Battery Cover Assembly Red Battery Cover Assembly Silver Battery Cover Assembly Black-Blue Battery Cover Assembly Classic White Battery Cover Assembly - Champagne	1243-5396 1243-5616 1239-8569 1250-0367 1250-0368		
Cable Coax	1239-6934		
Camera Key	1239-7153		
Cap Touch flex assy	1241-6091		
Carrier Connector support assembly	1239-9424		
Carrier Inner frame assembly	1239-7029		
















State: Released Rev 3

















© Sony Ericsson Mobile Communications AB – Company Internal

















3(10)













Designation	Part No.	Part	Location
Carrier Metal LCM Carrier Assembly	1241-4623		
Conn Op	1230-9135		
Core Unit Label	1240-9989		
<u>Cover Front Assy</u> Cover Front Assy - Red Cover Front Assy - Silver Cover Front Assy Black-Blue Cover Front Assy - Classic White Cover Front Assy - Champagne	1243-6063 1243-6066 1239-7135 1250-0364 1250-0365		
Cover Left Side Panel	1239-7133		
Cover Right Side panel right assembly	1241-4115		
<u>Display</u> Display 3.7 inch TFT	1234-9612		
Ear Speaker	1219-8607		

Designation	Part No.	Part	Location
Foil 0.0 mmAV tape	1241-8123		
Gasket	1241-3758		
Gasket - RGB LED Assembly	1241-8767		
Gasket Conductive 3,8x2,3	1233-2177		
Gasket LCD Driver	1248-6298		
Gasket Microphone gasket	1240-0433		
Gasket Speaker gasket upper	1248-0165		
Keyflex	1238-8761		

Designation	Part No.	Part	Location
Light Guide Flash Lens	1239-7011		
Liquid Indicator	1001-0084		
<u>Main Camera</u> FICTIVE Camera MT15/Xperia neo 5 MPixel	1253-2872		
Micro SD 8Gb	1210-7835		
Micro SD Label	1242-0184		
Microphone Net	1240-0441		
Multifunc Front Keys	1239-7150		
On/Off Key	1239-7156		

Designation	Part No.	Part	Location
Protective Tape Left	1241-5781		
Protective Tape Right	1241-5782		
<u>Protective Tape Touch FPC</u> Foil 0.0 mmProtective Tape Touch FPC	1241-3463		
RF Tape	1241-8112		
Screw Other Len:5.7 Diam:1.4	1241-5650		
Screw Phillips Diam:1.4	1240-9985		
Screw Phillips Len:5.0 Diam:1.4 M1.4 L=5	1241-2935		
Screw Torx 4IP Len:4.5 Diam:1.4 Screw 1,	1241-7214		

Designation	Part No.	Part	Location
Shield Can Lid Assy, Main Camera	1245-6628		
Shield Can Lid BB processor	1239-9834		
Shield Can Lid BB secondary	1239-9802		
Shield Can Lid BT/WLAN	1239-9829		
Shield Can Lid GPS	1239-9825		
Shield Can Lid RF	1239-9843		
SIM Open Label	1241-9511		
Speaker	1231-5570		

Designation	Part No.	Part	Location
<u>Touch Panel</u> FICTIVE Touch Module	1238-0863		
Volume Key	1239-7154		
Water Indicator 3*3	1223-5172		
Camera Spacer	1253-5415		
Gasket Flash Led gasket	1252-6581		
Switch Cover Adhesive	1239-3912		



2 Revision History

Rev.	Date	Changes / Comments
1	2011-Oct-03	Initial release
2	2011-Nov-14	Added color Champagne (Gold)
3	2012-April-24	Added: Switch Cover Adhesive for camera trouble shooting.